




Chef Solus' Summer Fun Bookmarks



Chef Solus' Summer Fun Bookmarks

Enjoy our kids' summer bookmarks as part of your fun reading program. Cute nutrition oriented bookmarks for kids to use during reading time.

Supplies:

- Construction paper
- Colored Crayons
- Scissors
- Glue or Paste
- Hole puncher
- Yarn



Instructions:

- Print the sheet with the bookmarks.
- If black and white, decorate the bookmarks with your favorite colors.
- Cut out the bookmarks on the dotted lines
- Cut out a rectangular shape from construction paper is larger than the bookmark
- Paste the colored bookmark to the construction paper
- Punch a hole at the top of bookmark
- Thread a piece of yarn about 5-6 inches long through the hole and tie a knot

